

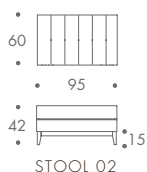
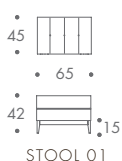
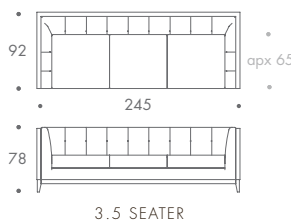
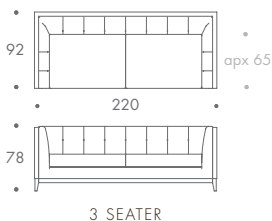
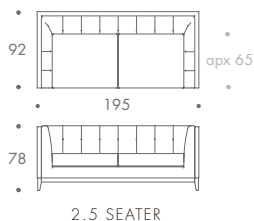
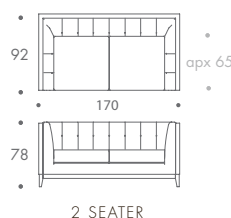
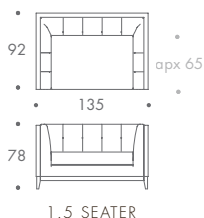
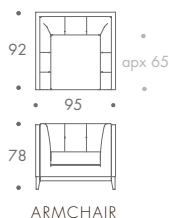
# ALEXANDER

## Alexander

The Alexander range breathes new life into classic comfort with sophistication and style. Exquisite detailing, such as the pulled stitch effect of the backrest, provides a visual treat that is sure to elevate any room. The Alexander is completed with a recessed wooden plinth and indulgent layers foam-wrapped feather and down padding.



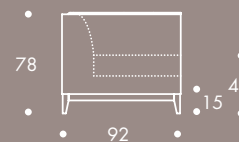
THE SOFA & CHAIR COMPANY  
LONDON



## ALEXANDER

ARMCHAIR	95 W x 92 D x 78 H
1.5 SEATER	135 W x 92 D x 78 H
2 SEATER	170 W x 92 D x 78 H
2.5 SEATER	195 W x 92 D x 78 H
3 SEATER	220 W x 92 D x 78 H
3.5 SEATER	245 W x 92 D x 78 H
STOOL 01	65 W x 45 D x 42 H
STOOL 02	95 W x 60 D x 42 H

### Seat Dimensions



APPROXIMATE ARM WIDTH - 18

ALL MODELS ARE FULLY CUSTOMISABLE IN A RANGE OF FABRICS, LEATHERS AND FINISHES. CONTACT ONE OF OUR SALES ADVISORS TO DISCUSS YOUR REQUIREMENTS.

© THE SOFA AND CHAIR COMPANY LTD.

4-5 ROSLIN ROAD  
LONDON W3 8DH  
0208 993 4415  
[www.thesofaandchair.co.uk](http://www.thesofaandchair.co.uk)