

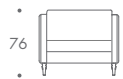
WINSTON

Winston

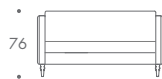
Sleek and versatile, this luxurious contemporary sofa sports deep buttoning to the back and sides as well as intricate piping detail. Winston's strong geometric lines and elegantly turned legs form a distinctive design visual, while layers of foam-wrapped feather and down padding ensure an indulgent seating experience.




THE SOFA & CHAIR COMPANY
LONDON




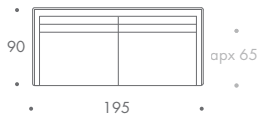
ARMCHAIR



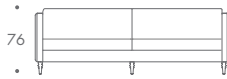
1.5 SEATER



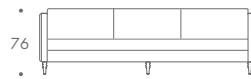
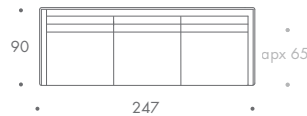
2 SEATER



2.5 SEATER



3 SEATER

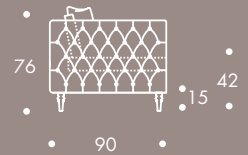


3.5 SEATER

WINSTON

| | |
|------------|---------------------|
| ARMCHAIR | 91 W x 90 D x 76 H |
| 1.5 SEATER | 143 W x 90 D x 76 H |
| 2 SEATER | 169 W x 90 D x 76 H |
| 2.5 SEATER | 195 W x 90 D x 76 H |
| 3 SEATER | 221 W x 90 D x 76 H |
| 3.5 SEATER | 247 W x 90 D x 76 H |

Seat Dimensions



APPROXIMATE ARM WIDTH - 25