

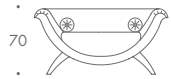
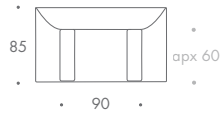
DEMI LUNE

Demi Lune

The elegant and striking design of the Demi Lune makes it the ideal centrepiece for occasion rooms and iconic interiors everywhere. The fixed seat and back are padded with abundant quantities of feather and down for supreme levels of comfort. The quilted bolster cushions provide a final touch of style. *Available in various sizes.*

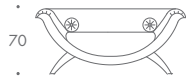
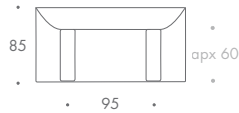


THE SOFA & CHAIR COMPANY
LONDON



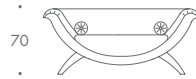
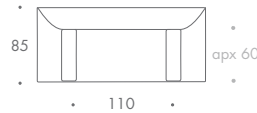
150

2 SEATER



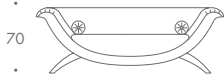
165

2.5 SEATER



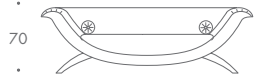

185

3 SEATER



215

3.5 SEATER



245

4 SEATER

DEMI LUNE

2 SEATER	150 W x 85 D x 70 H
2.5 SEATER	165 W x 85 D x 70 H
3 SEATER	185 W x 85 D x 70 H
3.5 SEATER	215 W x 85 D x 70 H
4 SEATER	245 W x 85 D x 70 H

Seat Dimensions

