

ALEXANDER

Alexander

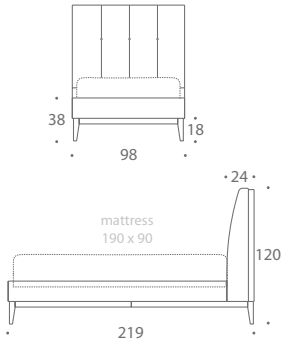
The Alexander range breathes new life into classic comfort with sophistication and style. Exquisite detailing, such as the pulled stitch effect of the headboard, combined with sumptuous layers of padding mean that this timeless piece will give any bedroom a lift in style.



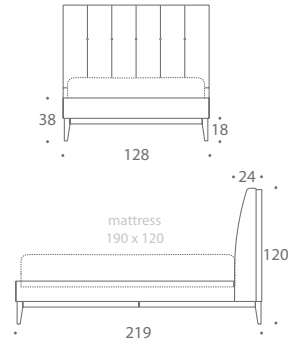
THE SOFA & CHAIR COMPANY
LONDON

ALEXANDER

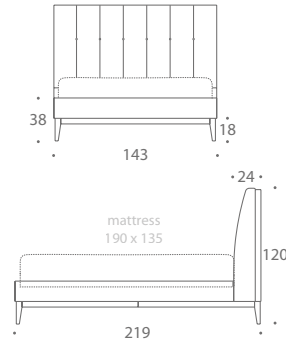
SINGLE	98 W x 219 D x 120 H
SMALL DOUBLE	128 W x 219 D x 120 H
DOUBLE 03	143 W x 219 D x 120 H
KING 04	158 W x 229 D x 120 H
SUPER KING 05	188 W x 229 D x 120 H
EMPEROR 06	208 W x 229 D x 120 H



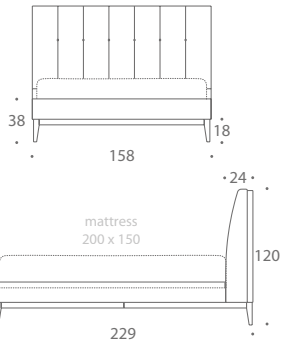
SINGLE



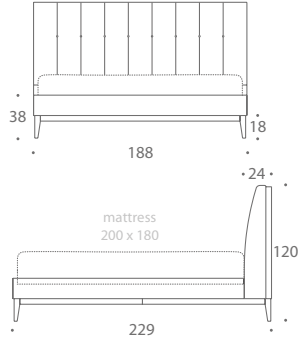
SMALL DOUBLE



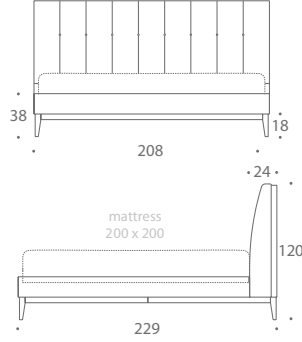
DOUBLE 03



KING 04



SUPER KING 05



EMPEROR 06

ALL MODELS ARE FULLY CUSTOMISABLE IN A RANGE OF FABRICS, LEATHERS AND FINISHES.
CONTACT ONE OF OUR SALES ADVISORS TO DISCUSS YOUR REQUIREMENTS.

© THE SOFA AND CHAIR COMPANY LTD.

4-5 ROSLIN ROAD
LONDON W3 8DH
0208 993 4415

www.thesofaandchair.co.uk