

CHAISE LONGUES

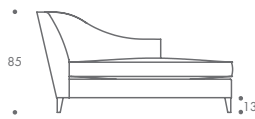
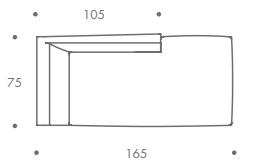
COLOGNE

Cologne

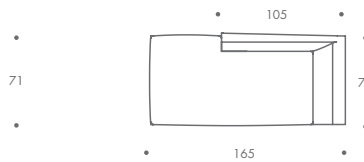
Elegant and beautifully proportioned, the Cologne is a classic chaise longue designed for indulgent levels of comfort. Generously padded with foam-wrapped feather and down, the refined style befits a variety of upholstery options.



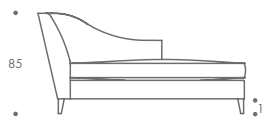
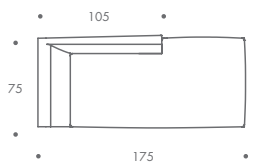
THE SOFA & CHAIR COMPANY
LONDON



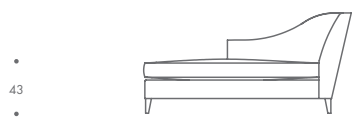
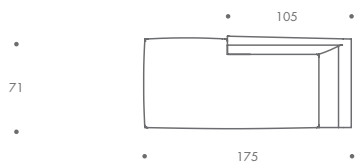
ST-COLO-CHS-01
LEFT-HAND SIDE FACING



ST-COLO-CHS-02
RIGHT-HAND SIDE FACING



ST-COLO-CHS-03
LEFT-HAND SIDE FACING



ST-COLO-CHS-04
RIGHT-HAND SIDE FACING

COLOGNE

ST-COLO-CHS-01	165 W x 75 D x 85 H
ST-COLO-CHS-02	165 W x 75 D x 85 H
ST-COLO-CHS-03	175 W x 75 D x 85 H
ST-COLO-CHS-04	175 W x 75 D x 85 H

ALL MODELS ARE FULLY CUSTOMISABLE IN A RANGE OF FABRICS, LEATHERS AND FINISHES.
CONTACT ONE OF OUR SALES ADVISORS TO DISCUSS YOUR REQUIREMENTS.
© THE SOFA AND CHAIR COMPANY LTD.

4-5 ROSLIN ROAD
LONDON W3 8DH
0208 993 4415
www.thesofaandchair.co.uk